



SmartScape

Solar Bollard



Solar Wayfinding System by

zeta
Specialist Lighting


The SmartScape Solar Bollard from Zeta Specialist Lighting is a modern solar powered solution for exterior wayfinding illumination.

The uniquely-designed solar system comprises; four integrated PV panels to ensure light is captured from all angles, an intelligent lithium-ion battery, two motion-detecting PIR sensors and two LED lights. One LED runs continuously at a low level to ensure that the bollard itself can be seen from a distance, and the other, a downlight reflector, is activated within a 5m range each side of the unit by one of the PIR sensors which illuminates the pathway.

As the bollard is solar powered by it's own integrated PV panels, trenching and running costs associated with mains powered solutions are eliminated and maintenance costs are drastically reduced.

The SmartScape Solar Bollard is extremely easy to install, with surface and root mounting options.

The bollard is available in three housing material options to suit a range of applications; Extruded Aluminium, Sustainable Hardwood and Performa-Cast Polymer. With both the aluminium and polymer versions offering a vast range of colour options, as well as the option of embossing the polymer housing, this versatile solution is perfect for any client and application.



Features

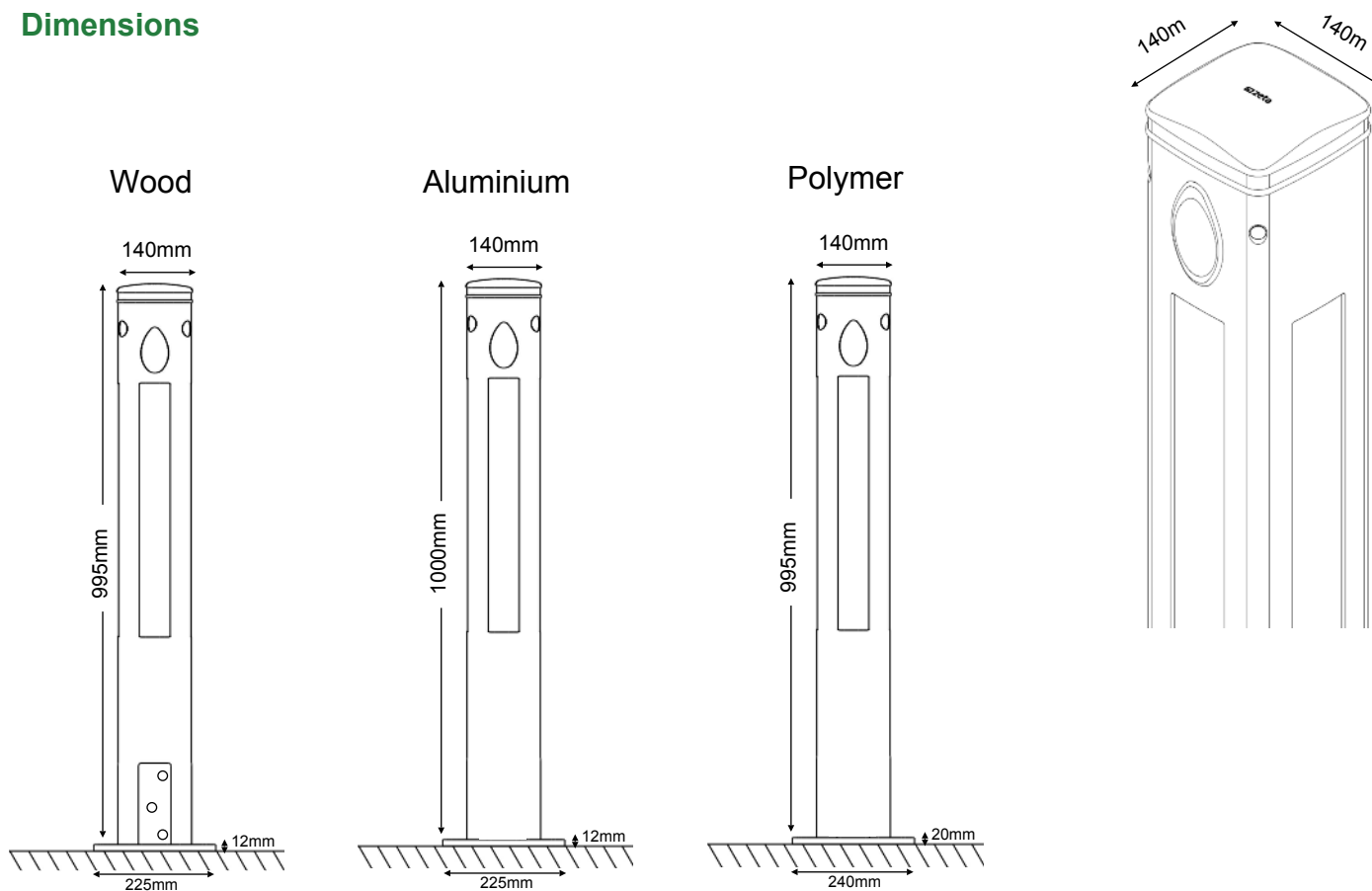
- Integrated PV, covering four angles
- Zero trenching and running costs
- Low maintenance
- Easy to install
- Robust
- Long-lasting
- Highly efficient LEDs
- Energy & cost saving
- Significant carbon reductions
- Dual PIR sensors
- 5m detection range
- 10 day autonomy

Applications

- Walkways and trails
- Cycle paths
- Parks
- Residential estates
- Heritage sites
- Industrial estates
- Educational campuses
- Car parks
- City centre streets
- Driveways
- Docks and marinas
- Commercial areas



Dimensions



Key Components



The SmartScape Solar Bollard is designed, developed and manufactured in Zeta's UK-based, ISO 9001:2015 accredited production facility.

The product is made up of various high quality components:

Downlight Reflector & Lens - activated by the two side-facing PIR sensors, the downlight reflector and integrated lens offer even illumination and a wide spread of light.

Integrated Solar PV Panels - four specially designed Solar PV panels are mounted into each side of the bollard ensuring daylight is captured from all angles throughout the day, thus maximising the power available at night.

Intelligent PIR Sensors - high quality motion sensors are mounted into each side of the bollard enabling pedestrian detection within a 10m range (5m each side of the unit)

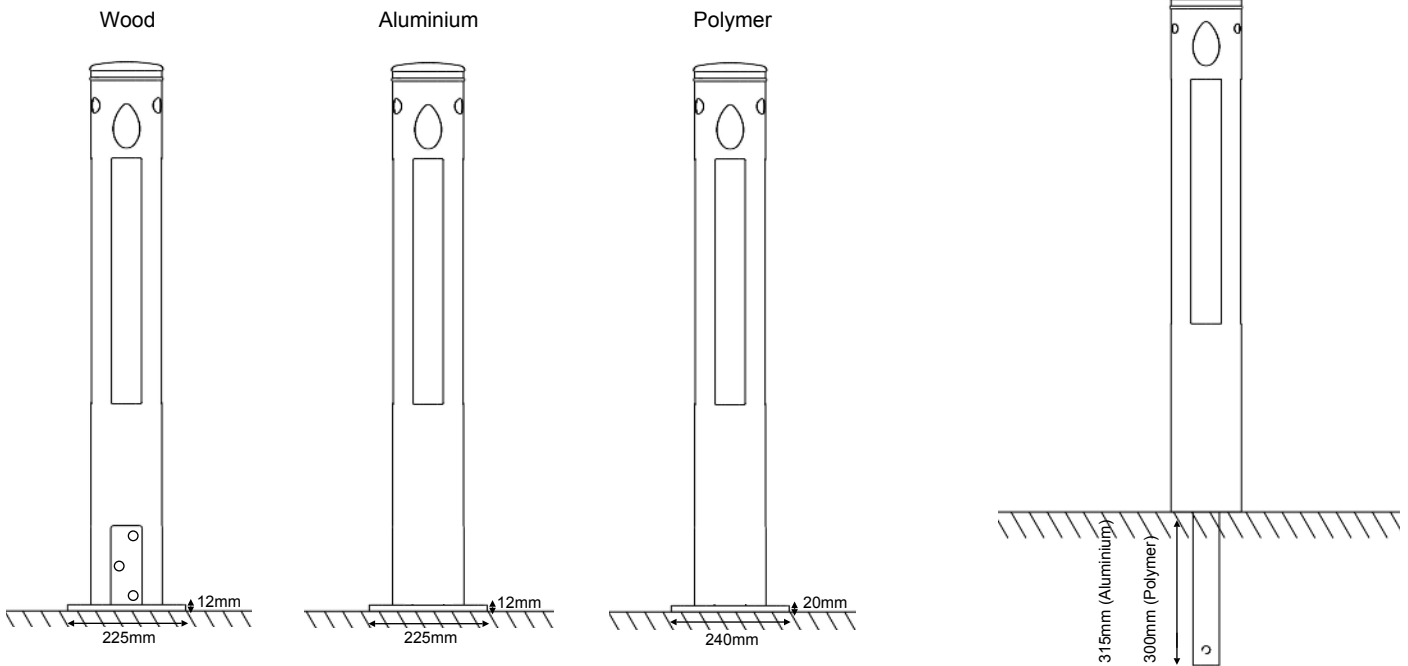
Unique Marker Light - the LED acrylic marker light enables pedestrians to see the bollard from a distance thus increasing safety.



Mounting

Surface Mount

Root Mount



Surface Mount

Aluminium: A robust aluminium mounting plate is fixed onto the base of the bollard using countersunk screws fixed internally. The unit comes with pre-drilled holes in the base for installation teams to fasten to the ground with tamper proof rawl bolts (provided).

Wood: A robust aluminium mounting plate is fixed onto the base of the bollard using bolts and tamper-proof caps. The unit comes with pre-drilled holes in the base for installation teams to fasten to the ground with tamper proof rawl bolts (provided).

Polymer: A robust mild steel plate is welded to the core of the bollard. This has Polymer cast around it with a painted finish, leaving holes in the base for installation teams to fasten product to the ground with tamper proof rawl bolts (provided).

Root Mount

Aluminium: An aluminium bracket is welded into the base of the bollard's housing and a 315mm machined aluminium spigot is screwed and locked into place, ready to be concreted in by installers.

Polymer: The below ground part of the bollard (300mm spigot) is part of the core of the bollard (in one unit), ready to be concreted in by installers.

NB: Please see the [SmartScape Solar Bollard Installation Guide](#) for full installation instructions

Bespoke Options

- **Embossing** - the Polymer bollard is available with an embossing option that allows a logo or emblem to be an integrated 3D part of the product's surface
- **Colour Options** - both the aluminium and polymer bollards are available in a range of RAL colours to suit specific applications and clients

Please contact the Zeta Team to further discuss these bespoke options and their MOQs

Specifications

Housing Material	Extruded Aluminium		Sustainable Hardwood		Performa-Cast Polymer	
LED Light Source	Marker	Downlight	Marker	Downlight	Marker	Downlight
Wattage (W)	0.10W	0.78W	0.10W	0.78W	0.10W	0.78W
Lumen Output (lm)	4lm	130lm*	4lm	130lm*	4lm	130lm*
Beam Angle Width (°)	39°					
Beam Angle Depth (°)	21°					
Colour Rendering Index (CRI)	>70					
Colour Temperature (CCT)	4000K					
Weight - Root Mount (kg)	10.5kg		N/A		23.5kg	
Weight - Surface Mount (kg)	13.5kg		18kg		25kg	
Average Rated Life (Luminaire)	100,000 hrs					
Average Rated Battery Life	>10 Years					
Ambient Temperature Range (°C)	-20 to +50°C					
Warranty	3 Years**					
Autonomy	10 Days					
Dimensions (mm)	140 (w) x 140(d) x 1000 (h)		140 (w) x 140(d) x 995 (h)		140 (w) x 140(d) x 995 (h)	
Finish	Powder Coated		Oiled		Painted	
Colour	Grey (RAL2024)***		N/A		Black (RAL9004)***	

*130lm is achieved at full brightness

**Standard warranty period is 3 years, once registered the warranty increases by a further 2 years.

***Other colours available upon request and may be subject to MOQ. Contact the team for further details.



zeta

Specialist Lighting

For more information visit:

www.zetaled.co.uk

Zeta Specialist Lighting

Telford Road, Bicester

Tel +44(0)1869 322500

Oxfordshire

OX26 4LB

Email: info@thezetagroup.com

